

CoverUp Key User Guide



How to use the CoverUp Key

1. Always ensure your CoverUp Key is in good condition and set up correctly before use. The interchangeable tips and locking pin will eventually show signs of wear after repeated use. Replace these parts accordingly.
2. Make sure you've cleared the area around the manhole, moving and avoiding any potential trip hazards.
3. Select the tip most suited for the manhole you intend to lift. Secure the tip in place by using the locking pin.
4. Insert the tip of the CoverUp Key into the key slot of the manhole. Turn the key 90° to lock it in place. Do not lean over, bend or use the CoverUp Key as a lever at any time.
5. If you find that you are not standing square to the cover, try removing the tip from the CoverUp Key, rotating it 90°, and securing back in place with the locking pin.
6. Stand in front of the manhole with a straight back and your legs parallel to your hips. **Do not stand on the manhole.**
7. Select the pair of handles which you find most comfortable to use, and taking a firm grip of both handles, lift with a sharp upward action using only your arms. The CoverUp Key will travel upwards exerting a hammer-like effect on the manhole. This may need to be repeated several times to release more resistant covers.
8. Once the manhole has been freed, you may use the lower handles of the CoverUp Key to remove some lightweight covers. Larger, heavier covers may need alternative lifting equipment.

Important information

1. This key is designed to release access covers that are stuck. It may be used to lift some smaller, lighter covers, however larger and heavier covers may need alternative lifting equipment.
2. **DO NOT** use the key if you can see damage to the key or tip, or if there are any parts missing as this may result in injury.
3. **DO NOT** use the key if you are suffering from any health condition which may be worsened by strenuous activity.
4. **ONLY** use genuine CoverUp Key tips. Replace tips immediately if they become damaged. Do not attempt to repair / weld broken tips. Genuine CoverUp Key tips are specially forged.
5. The CoverUp Key is designed to be used by only 1 person at any given time.
6. **DO NOT** hit the key with any other tool or device.
7. Never attempt to repair the CoverUp Key yourself.

“This is so much better than attacking the edges of the manhole with a hammer and chisel or screwdriver. Hopefully the Welsh inventors of the CoverUp Key will win some kind of award from the Welsh Development Agency for services to man and his holes!” - Roger Bisby, Professional Builder Magazine

Why Hammer Down?




When you can hammer up!

Saves 'You'

“Did you know 20% of back injuries incurred at Severn Trent are caused by lifting lids?”

Used in accordance with your organisations Health & Safety procedures, users can avoid back injuries commonly caused by standard lifting methods.

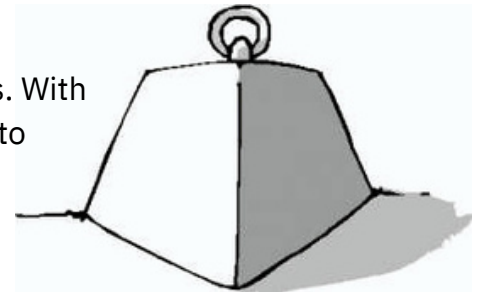
There are more than 350 back injuries per year in the drainage industry.



Weighs Less

The CoverUp Key replaces many other heavy releasing and raising tools. With a range of tips able to fit one single device, you only ever need one key to raise stubborn access covers.

An estimated weight reduction of 50 %



Saves Time

“This has saved us time on the job!”

The CoverUp Key is proven to move stubborn access covers almost every time, saving time in hammering down, chiselling around the edges, requiring large tools, specialised equipment, and extra staff.

Estimated time you'll save trying to move stubborn man holes = 145 hrs per annum



Costs Less

“I go straight for this (the key) and they always come up!”

The CoverUp Key replaces many other tools needed to raise stubborn manholes, no broken man-holes, it means no other agencies need to be commissioned, all tips available to fit one device . . .

An estimated cost of a broken man-hole – labour, fuel, parts = £1850





CoverUp Key

The safest and fastest way to move stubborn covers



For All Covers

The current, traditional techniques of releasing stubborn manhole covers have been shown to have health and safety implications.




ALWAYS HAMMERING DOWN?

START HAMMERING UP!



The CoverUp Key provides a one-man solution to allow stuck access covers to be released without chiselling or hammering. Its patented slide hammer exerts a momentary upward force capable of releasing stuck, jammed and rusted chamber covers quickly and efficiently.

Watch our introductory video on the website. There are interchangeable tips available.



EXTRA HANDLES FOR EASIER LIFTING AND KEEPING GOOD POSTURE

SUPPLIED WITH ACCESSORY CASE



NON SLIP SOFT GRIP RUBBER



MULTI DIRECTIONAL INTERCHANGEABLE TIPS

