



GENERAL INFORMATION

WWW.KONG.IT

1 - GENERAL INFORMATION

1.1) The information provided by the manufacturer (hereinafter information) must be read and well understood by the user before using the device.

1.2) All our devices are tested / checked piece by piece in accordance to the procedures of the Quality System certified according to the UNI EN ISO 9001 standard.

1.3) Personal protective equipment is certified by the notified body reported in the specific instructions of the device in accordance with Annex V of the Regulation(EU) 2016/425. If Category III PPE, they are subject to surveillance of production in accordance with Annex VIII of the Regulation (EU) 2016/425 by the notified body whose accreditation number is marked on the device.

1.4) Personal use of the device is recommended to monitor the degree of the device and to maintain it continuously.

1.5) Check that the device has been supplied

intact, in the original packaging and with its information. For devices sold in different countries from the destination of origin, the distributor shall verify and supply the translation of this information.

1.6) This device can be used in combination with other devices when compatible with relevant manufacturer information.

1.7) Important

1.7.1) Avoid exposing the device to sources of heat and contact with substances chemical. Reduce direct exposure to the sun, in particular for textile and plastic devices. Low temperatures and humidity can facilitate the formation of ice, make it difficult to make connections, reduce flexibility, as well as increasing the risk of breakage, cutting and abrasion.

1.7.2) The position of the anchor is fundamental for arresting a fall safely: carefully assess the clearance under the user, the height of a potential fall, the stretch of the line/rope, the deployment of an eventual energy absorber, the height of the user, and the “pendulum” effect, in order to avoid any possible obstacle (eg the ground, the rubbing,

abrasions, etc.).

1.7.3) The minimum strength of the anchor points shall be at least 12 kN, both made on natural and artificial elements. The evaluation of those made on natural elements (rock, plants, etc.) are only possible in an empirical way, so it shall be carried out by a trained and experienced person. For those made on elements artificial (metal, concrete, etc.), the evaluation can be carried out scientifically, therefore it shall be carried out by a trained and authorized person.

1.8) Warning

1.8.1) Prolonged suspension, especially if inert, can cause damage irreversible and even death.

1.8.2) It is absolutely forbidden to modify and / or repair the device, outside than what is prescribed in this information.

1.8.3) If the user has the slightest doubt about the efficiency of the device shall replace it immediately, particularly after using it to stop a fall.

1.8.4) This device shall only be used by users medically fit, trained (and educated) for use or

under direct control of trainers / supervisors.

1.8.5) Rock and ice climbing, descents and abseils, the “via ferrata”, speleology and caving, ski-mountaineering, canyoning, exploration, rescue, tree climbing and work at height are all high-risk activities that may involve even fatal accidents. The user assumes all risks arising from the practice of these activities and the use of all our devices.

1.8.6) Laboratory tests, checks, inspections, information and standards do not always succeed to reproduce the practice, so the results obtained in real life conditions of use of the device may sometimes differ significantly. The best indications are provided by the continuous use and practice under the supervision of competent / experienced / qualified persons.

1.8.7) This information concerns the description of the features, performances, assembly, disassembly, maintenance, conservation, disinfection, etc. of the device. Even if they contain some suggestions for use, should not be considered an operating

manual in real situations (as well as a maintenance manual of a car does not teach driving and does not replace driving school).

2 - WORK AT HEIGHT

2.1) Additional information for individual fall protection systems in the context of work at height.

2.2) For safety purposes, in these systems is essential to:

- carry out risk assessment and ensure that the entire system, of which this device is only one part, is both reliable and safe;
- prepare a rescue plan to deal with any emergencies that could arise while using the device;
- position the anchor device or the anchor point as high as possible;
- minimize the height of potential falls;
- use devices that are suitable for the purpose and certified.

2.3) **Important:** in a fall arrest system it is mandatory to use a full body harness being the only device suitable for this use and this device must comply with current regulations.

3 - STORAGE AND MAINTENANCE

3.1) Store the device in a dry place (relative humidity 40-90%), fresh (temperature 5-30 ° C) and dark, chemically neutral (avoid absolutely saline and / or acid environments), away from sharp edges, corrosive substances or other possible prejudicial conditions.

3.2) Transport the device considering the precautions foreseen for storage and limit direct exposure to sunlight and moisture.

3.3) Maintain the device as follows:

- wash frequently with warm drinking water (30°C), possibly with the addition of a neutral detergent;
- rinse and leave to dry, avoiding spinning and direct exposure to the sun;
- only for metal components, lubricate the moving parts with silicone-based oil after drying, avoiding contact with textile parts.

3.4) If necessary, disinfect by soaking the device for an hour in warm water with sodium hypochlorite diluted 1% (bleach). Rinse thoroughly with drinking water, and, without spinning, leave to dry without exposure direct to the sun. Avoid autoclaving the textile devices.

4 - CONTROLS AND INSPECTIONS

4.1) User safety depends on continuous efficiency, integrity and strength of the device, which it is necessary to monitor through the controls and the prescribed inspections.

4.2) Before and after use the user must carry out all the checks described in specific information, and in particular make sure that the device is:

- in optimal conditions and that works properly;
- suitable for use in accordance with these instructions (any other use is considered non-compliant and therefore potentially dangerous).

4.3) Except for more restrictive legal requirements, inspections of Category III devices shall be carried out:

- at least every 12 months starting from the first use;
- the time interval between inspections can be reduced according to the type, the frequency and the environment of use;
- by a competent person (therefore formed and authorized by the manufacturer, eg a "KONG PPE Inspector") in strict compliance with the manufacturer's instructions.

4.4) The results of periodic inspections must be recorded on the form inspection of the device or on a designated register.

5 - DEVICE LIFE

5.1) The lifespan of the metal components is indefinable, theoretically unlimited, while those affected by aging report the expiration date over which the device shall be replaced. This provided that:

- the device was not used to stop a fall;
- the methods of use comply with the information in this information;
- storage and maintenance are carried out as described in point 3;
- the results of pre -use and post-use controls are positive;
- the results of periodic inspections are positive;
- the device is used correctly not exceeding the marked load of:
 - 1/4 for metal devices;
 - 1/10 for textile devices.

5.2) Discard the devices used to stop a fall or which have not passed pre-use or post-use controls, or periodic inspections.

5.3) Improper use, deformations, falls, wear, chemical contamination, exposure to temperatures below -30°C or above $+50^{\circ}\text{C}$ for textile/plastic parts/devices and $+120^{\circ}\text{C}$ (eg autoclave) for metal devices, are some examples of other causes that can reduce, limit and terminate the life of the device.

6 - LAW OBLIGATIONS

6.1) Professional, recreational and competition activities are often regulated by specific laws or regulations that may impose limits and/or requirements for the use of PPE and the preparation of safety systems, of which PPE are components.

6.2) It is duty of the user to know and apply these laws which could provide for limits different from those reported in this information.

7 - GUARANTEE

7.1) The manufacturer guarantees the conformity of the device to the regulations in force at the time of production. The warranty for defects is limited to the defects of raw materials and manufacturing, does not include normal wear and tear, oxidation or damage caused by improper use and/or in

competitions (where they are not specifically accepted by the organization of the same), from incorrect maintenance, transport, storage or storage, etc. The warranty expires immediately if the device is modified or tampered with.

7.2) The validity corresponds to the legal guarantee of the country in which the device was sold, starting from the date of sale of the new product. After this period no claim can be made against the manufacturer.




7.3) Any request for repair or replacement under warranty must be accompanied by a proof of purchase. If the defect is recognized, the manufacturer will commits to repair or, at its discretion, to replace or refund the device. In no case the manufacturer's liability extends beyond the invoice price of the device.





This language is the master text for the following translations.

SYMBOL EXPLANATION

- LEGENDA DEI PITTOGRAMMI
- LEGENDE DES PICTOGRAMMES
- LEGENDE DER PIKTOGRAMME
- LEYENDA DE LOS PICTOGRAMAS
- LEGENDA DOS PICTOGRAMAS

- УСЛОВНЫЕ ОБОЗНАЧЕНИЯ НА ПИКТОГРАММАХ
- 图标注解
- VYSVĚTLIVKY PIKTOGRAMŮ
- LEGENDA VAN DE PICTOGRAMMEN
- OPIS PIKTOGRAMÓW

 Correct use	<ul style="list-style-type: none">- Uso corretto- Utilisation correcte- Sachgemäßer Gebrauch- Uso correcto- Utilização correta	<ul style="list-style-type: none">- Правильная эксплуатация- 正确使用- Správne použitie- Correct gebruik- Prawidłowe użycie
 Wrong use	<ul style="list-style-type: none">- Uso errato- Mauvaise utilisation- Unsachgemäßer bzw. falscher Gebrauch- Uso equivocado- Utilização incorreta	<ul style="list-style-type: none">- Неправильная эксплуатация- 错误使用- Nesprávne použitie- Verkeerd gebruik- Nieprawidłowe użycie
 Attention, not allowed	<ul style="list-style-type: none">- Attenzione, non consentito- Attention, non autorisé- Achtung, nicht erlaubt- Atención, no permitido- Atenção, não permitido	<ul style="list-style-type: none">- Внимание, не разрешается- 注意：禁止- Pozor, nepovoleno- Let op, niet toegestaan- Uwaga, niedozwolone

 <p>Danger of death</p>	<ul style="list-style-type: none"> - Pericolo di morte - Danger de mort - Todesgefahr - Peligro de muerte - Perigo de morte 	<ul style="list-style-type: none"> - Смертельная опасность - 死亡危險 - Nebezpečí smrti - Levensgevaar - Niebezpieczeństwo śmierci
 <p>Anchor point</p>	<ul style="list-style-type: none"> - Pericolo di morte - Point d'ancrage - Anschlagpunkt - Punto de anclaje - Ponto de ancoragem 	<ul style="list-style-type: none"> - Точка крепления - 锚固点 - Kotevní bod - Ankerpunt - Punkty zaczepu
 <p>Manoeuvre with the need of manual control</p>	<ul style="list-style-type: none"> - Manovra con necessità di controllo manuale - Manoeuvre avec nécessité d'un contrôle manuel - Manöver mit einer erforderlichen manuellen Kontrolle - Maniobra con necesidad de control manual - Manobras com necessidade de controlo manual 	<ul style="list-style-type: none"> - Маневрирование с необходимостью ручного управления - 需要执行手动检查操作 - Manévr s potřebou ruční kontroly - Verplicht met handmatige besturing manoeuvreren - Manewrowanie z koniecznością sterowania ręcznego
 <p>Attached person</p>	<ul style="list-style-type: none"> - Persona collegata - Personne rattachée - Verbundene Person - Persona enganchada - Pessoa ligada 	<ul style="list-style-type: none"> - Соединенное лицо - 关联人员 - Připojená osoba - Gekoppelde persoon - Osoba przyczepiona

MARKING

- MARCATURA
- MARQUAGE
- KENNZEICHNUNG
- MARCAS
- MARCAÇÃO
- МАРКИРОВКА
- 标志
- OZNAČENÍ
- MARKERING
- OZNAKOWANIE



Manufacturer trademark

- Marchio del fabbricante
- Marque du fabricant
- Herstellerkennzeichen
- Marca del fabricante
- Marca do fabricante
- Торговая марка изготовителя
- 制造商商标
- Značka výrobce
- Fabrieksmerk
- Znak producenta

KONG S.p.A.
Via XXV Aprile 4
23804 Monte Marenzo (LC)
Italy

Made in
ITALY

Manufactured in Italy

- Fabbricato in Italia
- Fabriqué en Italie
- Hergestellt in Italien
- Fabricado en Italia
- Fabricado em Itália
- Сделано в Италии
- 意大利制造
- Vyrobeno v Itálii
- Vervaardigd in Italië
- Wyprodukowano we Włoszech

KONG S.p.A.
Via XXV Aprile 4
23804 Monte Marenzo (LC)
Italy

	<p>Conformity to</p> <ul style="list-style-type: none"> - Conformità a - Conformité au - Konformität laut - De conformidad con - Conformidade com - Соответствует - 符合 - Soulad s - Overeenkomstig - Zgodność z 	<p>Regulation (EU) 2016/425</p>
 TP TC 019/2011		<p>Eurasian Technical Regulation TP TC 019/2011</p>
<p>EASA CM no. CM-CS-005:2014</p>		<p>Certification Memorandum EASA CM-CS005:2014</p>

<p>0068</p>	<p>Notified body in charge of the production surveillance</p> <ul style="list-style-type: none"> - Ente notificato alla sorveglianza di produzione - Organisme notifié pour la supervision de la production - Benannte Stelle für die Produktionsüberwachung - Organismo notificado para la vigilancia de la producción - Organismo notificado na supervisão da produção - Уполномоченный орган производственного надзора - 生产监督指定机构 - Oznámený subjekt pověřený monitorováním výroby - Instantie die is aangemeld voor toezicht op de productie - Jednostka notyfikowana sprawująca nadzór nad produkcją 	<p>MTIC InterCert S.r.l. Via G. Leopardi, 14 20123 - Milano (MI) Italy</p>
--------------------	--	---



Conformity to the relevant UIAA standard

- Conformità al relativo standard UIAA
- Conformité à la norme UIAA en vigueur
- Konformität laut der entsprechenden UIAA-Norm
- Cumplimiento de la norma pertinente UIAA
- Conformidade com a norma UIAA aplicável
- Соответствие действующему стандарту UIAA
- 符合UIAA相关标准
- Soulad s příslušným standardem UIAA
- Overeenkomstig de desbetreffende UIAA-norm
- Zgodność z odpowiednim standardem UIAA



Read and always follow the information supplied by the manufacturer

- Leggere e seguire sempre le informazioni fornite dal fabbricante
- Toujours lire et suivre les informations fournies par le fabricant
- Die Angaben des Herstellers müssen immer gelesen und befolgt werden
- Lea siempre y respete la información proporcionada por el fabricante
- Leia e siga sempre as informações fornecidas pelo fabricante
- Прочитать и всегда соблюдать предоставленные изготовителем инструкции
- 请务必阅读并遵照制造商提供的信息
- Přečtěte si a vždy dodržujte informace poskytnuté výrobcem
- Lees en volg altijd de informatie van de fabrikant op
- Należy zawsze przeczytać i przestrzegać informacji dostarczonych przez producenta

LLLLLL XXXX	LLLLLL
Serial Number - Numero seriale - Numéro de série - Serien-nummer - Número de serie - Número de série - Серийный номер - 序列号 - Výrobní číslo - Nummer serie - Numer seryjny	Batch number - Numero di lotto - Numéro de lot - Chargennummer - Número do lote - Número de lote - Номер партии - 批号 - Partijnummer - Číslo šarže - Numer partii
	XXXX
	Progressive number in the batch - Numero progressivo nel lotto - Numéro de série dans le lot - Fortlaufende Nummer im Los - Número sequencial no lote - Número progresivo en el lote - Порядковый номер в партии - 批次序号 - Volgnummer in de partij - Pořadové číslo v šarži - Kolejny numer w partii
P/N.....	Part Number - Numero di parte - Numéro d'article - Teilenummer - Número de pieza - Número da peça - Номер детали - 零件号 - Číslo součásti - Onderdeelnummer - Numer części



MM/YYYY

Month (MM) and year (YYYY) of production

- Mese (MM) e anno (YYYY) di produzione
- Mois (MM) et année (YYYY) de production
- Monat (MM) und Jahr (YYYY) der Produktion
- Mes (MM) y año (YYYY) de producción
- Mês (MM) e ano (YYYY) de produção
- Месяц (MM) и год (YYYY) изготовления
- 生产年月: 月/年
- Měsíc (MM) a rok (YYYY) výroby
- Maand (MM) en jaar (YYYY) van productie
- Miesiąc (MM) i rok (YYYY) produkcji



MM/KKKK

Month (MM) and year (KKKK) of expiration

- Mese (MM) e anno (KKKK) di scadenza
- Mois (MM) et année (KKKK) de péremption
- Monat (MM) und Jahr (KKKK) der Gültigkeit
- Mes (MM) y año (KKKK) de caducidad
- Mês (MM) e ano (KKKK) data de validade
- Месяц (MM) и год (KKKK) истечения срока годности
- 有效期至: 月/年
- Měsíc (MM) a rok (KKKK) skončení životnosti
- Maand (MM) en jaar (KKKK) van vervaldatum
- Miesiąc (MM) i rok (KKKK) terminu ważności

INSPECTION SHEET

- SCHEDA ISPEZIONE

- FICHE DE CONTRÔLE

- PRÜFKARTE

- FORMULARIO DE INSPECCIÓN

- FICHA DE INSPEÇÃO



- ИНСПЕКЦИОННАЯ КАРТА

- KONTROLNÍ KARTA



- CONTROLEKAART

- KARTA INSPEKCI

- 检验表

1		2				
3		4		5		
6		7				
8	9  		10		11	12

1) Model	Modello - Modèle - Modell - Modelo Modelo - Модель - 型号 - Model Model - Model
2) Serial number	Numero seriale - Numéro de série - Seriennummer - Número de serie Número de série - Серийный номер - 序列号 - Výrobní číslo Seriennummer - Numer seryjny
3) Production date	Data di produzione - Date de production - Herstellungsdatum - Fecha de producción Data de produção - Дата изготовления - 生产日期 - Datum výroby Productiedatum - Data produkcji
4) Expiring date	Data di scadenza - Date de péremption - Gültigkeitsdatum - Fecha de caducidad Prazo de validade - Срок годности - 有效期至 - Datum vypršení životnosti Vervaldatum - Data ważności
5) First use date	Data di primo utilizzo - Date de première utilisation - Datum der Erstbenutzung Fecha del primer uso - Data da primeira utilização - Дата первого использования 第一次使用日期 - Datum prvního použití - Datum van het eerste gebruik Data pierwszego użycia
6) User name	Nome utilizzatore - Nom d'utilisateur - Name des Anwenders - Nombre del usuario Nome do utilizador - Имя пользователя - 用户姓名 - Jméno uživatele Gebruikersnaam - Nazwa użytkownika

7) Place of purchase	Luogo di acquisto - Lieu d'achat - Verkaufsort - Lugar de adquisición Local de compra - Место приобретения - 购买地点 - Místo zakoupení Plaats van aankoop - Miejsce zakupu		
8) Inspection date	Data ispezione - Date de l'inspection - Datum der Inspektion - Fecha de Inspección Data da inspeção - Дата проверки - 检验日期 - Datum kontroly Datum van inspectie - Data inspekcji		
9) Result	Risultato - Résultat - Ergebnis - Resultado Resultado - Результат - 检验结果 - Výsledek Resultaat - Wynik		Pass Положительный - 符合规定
			Fail Отрицательный - 不符合
10) Comments	Commenti - Commentaires - Anmerkungen - Comentarios Comentários - Комментарии -评论 - Komentáře Opmerkingen - Komentarze		
11) Next inspection before	Prossima ispezione entro - Prochaine inspection avant le - Nächste Inspektion innerhalb von - Próxima inspección dentro de - Próxima inspeção dentro de Дата следующей проверки - 于此日期前进行下一次检验 - Následující kontrola do Volgende inspectie binnen - Następną inspekcja do dnia		
12) Inspector's sign	Firma ispettore - Signature de l'inspecteur - Unterschrift des Prüfers - Firma del Inspector Assinatura do inspetor - Подпись контролера - 检验员签字 - Podpis kontrolora Handtekening inspecteur - Podpis inspektora		

NOTES
