
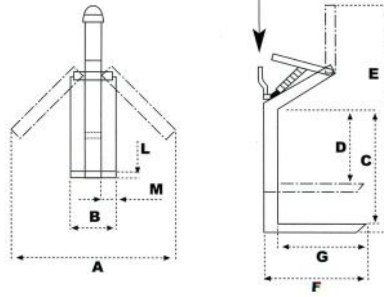


Self Balance Crane Forks



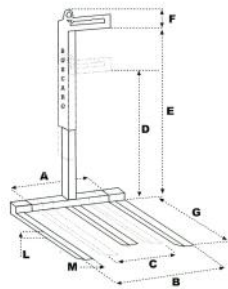

• Adjustment handwheels



- ◆ Height adjustable
- ◆ Fork width adjustable
- ◆ Confirms to EN13155 CE
- ◆ Forks self level
- ◆ WLL 2 tonne



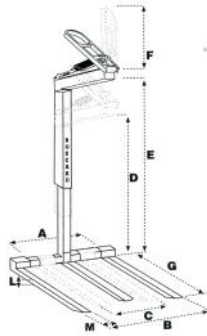
Model	Capacity (kg)	Dimensions - (mm)									Weight (kg)
		A	B	C	D	E	F	G	L	M	
MBA-20A	2000	1600	340	1300	1200	2360	1080	1000	35	100	150



- ◆ Fork width adjustable
- ◆ Confirms to EN13155 CE
- ◆ Forks self level
- ◆ WLL 1 tonne



Model	Capacity (kg)	Dimensions - (mm)									Weight (kg)
		A	B	C	D	E	F	G	L	M	
MBR-10	1000	1000	1250	300	1000	1450	450	1000	25	90	104



- ◆ Fork width adjustable
- ◆ Confirms to EN13155 CE
- ◆ Forks self level
- ◆ WLL 2 tonne



Model	Capacity (kg)	Dimensions - (mm)									Weight (kg)
		A	B	C	D	E	F	G	L	M	
MBRA-20	2000	1000	1250	300	1200	1800	700	1000	35	100	174

Man Hole Lifting Pin



Sold Individually



- ◆ Pin length 210mm
- ◆ Pin ϕ 30mm
- ◆ Internal shackle width 30mm
- ◆ 1.5 ton S.W.L. Per pin
- ◆ Easy attach clip
- ◆ Used in threes but sold Individually