

- while using the device, pay special attention to hazardous situations which may influence equipment operation and the safety of users, including in particular:
  - kinking and rubbing of lanyards on sharp edges;
  - pendulum falls;
  - current conductivity;
  - any damage such as cuts, wear, corrosion;
  - extreme temperature impact;
  - negative impact of weather conditions;
  - impact of aggressive substances, chemicals, solvents, acids.
- personal protective equipment must be transported in packaging which protects it against damage or water, for example in bags made of impregnated material or in steel or plastic containers or boxes.
- personal protective equipment must be cleaned and disinfected in order to avoid damaging the material (raw material) it is made of. Clean textile materials (slings, lanyards) with cleaning agents intended for soft materials. It can be cleaned manually or washed in machines. It must be carefully rinsed. Plastic elements can only be cleaned with water. Equipment which becomes wet during cleaning or while in operation must be carefully dried in natural conditions, away from heat sources. Metal parts and mechanisms (springs, hinges, catches etc.) can be periodically greased in order to improve their operation.
- personal protective equipment should be stored in loose packaging in well-ventilated dry rooms and protected against the impact of light, UV radiation, dust, sharp objects, extreme temperatures and caustic substances.

The factory where equipment is stored is responsible for making entries in the Operation Sheet.

The Operation Sheet should be completed before the equipment is first put into operation.

All information concerning protective equipment (name, serial number, date of purchase and date of putting into operation, user name, information concerning repairs and inspections and withdrawal from use) must be included in the Operation Sheet of a particular device.

The sheet is completed by the person responsible for safety equipment in a given place of work.

Equipment without a properly completed Operation Sheet cannot be used.

## OPERATION SHEET

DEVICE NAME MODEL	REFERENCE NUMBER
SERIAL NUMBER	DATE OF MANUFACTURE
USER NAME	
DATE OF PURCHASE	DATE OF PUTTING INTO OPERATION

## TECHNICAL INSPECTIONS

	DATE OF INSPECTION	REASONS FOR INSPECTION OR REPAIR	NOTED DEFECTS, PERFORMED REPAIRS, OTHER NOTES	DATE OF SUBSEQUENT INSPECTION	SIGNATURE OF THE PERSON RESPONSIBLE
1					
2					
3					
4					

SafetyLiftinGear.com  
Unit R1D Rockingham Gate Poplar Way  
West Cabot Park Bristol BS11 0YW  
Tel: 0808 123 69 69 Fax: 0117 9381 602  
sales@safetyliftinggear.com

Notified body, at which the European certification was performed and which supervises the production of the equipment:  
APAVE SUDEUROPE SAS - BP 193 -  
13322 MARSEILLE CEDEX 16 - FRANCE



## Operational Instructions

Carefully read the instruction before using the device

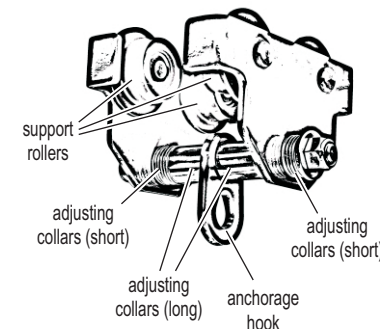
CE 0082 Ref.: AT 100  
EN 795:1996 Class B



# SAFETY TROLLEY ST010

### MAIN FEATURES

The safety trolley ST010 is a component of personal protective equipment against falls from a height. Safety trolley is designed as a portable anchor point. Safety trolley has been tested in according to EN 795 class B. Safety trolley has to be used in conjunction with fall arrest equipment. The safety trolley is sliding along the horizontal steel I-beam mounted permanently to the stable structure. Safety trolley is destined for use with steel beam from minimal width dimension 65 mm to maximal 120mm. Safety trolley is the protection for one person only.



### PERIODIC INSPECTIONS / TIME OF USE

After each 12 months of use the safety trolley must be withdrawn from use to carry periodic inspection. If there are some factors which influence on condition of the device like hard conditions of use, or very often use of the device periodic inspection should be carried out more often.

The periodic inspection must be carried out by a qualified person responsible for safety equipment in a given place of work. The periodic inspection can be also carried out by or the manufacturer or his certified representative. All parts of the clamp (bolts, jaws, nuts, rivets) must be controlled in respect of mechanical, chemical and thermal defects, excessive wear, corrosion, cuts and improper operation.

After 5 years of use the safety trolley must be subject to detailed manufacturer's inspection.

The inspection can be carried out by the device manufacturer or his certified representative only.

During this inspection will be established admissible time of the safety trolley use till next manufacturer's inspection.

The results of inspections must be recorded in the operational sheet.

### WITHDRAWAL FROM USE

The safety trolley must be withdrawn from use immediately when any doubt arise about its condition for safe use and not used again until confirmed in writing by device manufacturer or his certified representative after carried out the detailed inspection.

The safety trolley must be withdrawn from use immediately and sent to the device manufacturer or his certified representative to carry out detailed inspection when it has been used to arrest a fall. Any repair or service operation shall only be carried out by the safety trolley manufacturer or his certified representative.

### DESCRIPTION OF MARKING

device name **SAFETY TROLLEY ST010**  
reference number **Ref. AT 100**  
device serial number Serial number: **0000002**  
month and year of manufacture Date of manufacture: **09.2007**  
number and year of issuing an European standard **EN 795:1996 / CLASS B**  
applicable for the device

note: study the instruction before use

The CE mark and number of the notified body **CE 0082**  
responsible for performing the manufacturing process inspection (art. 11)

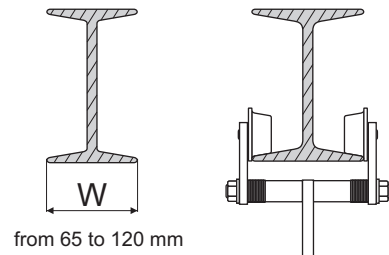
manufacturer or distributor marking

## INSTALLATION

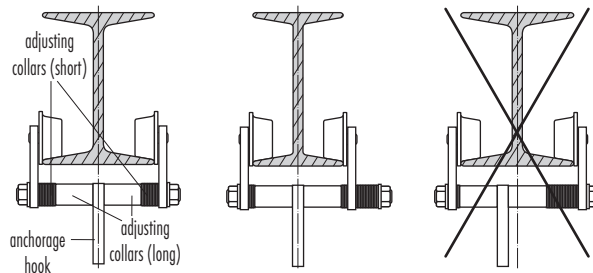
- The beam on which the beam clamp ST020 will be fastened must be mounted to the stable structure and have minimal static resistance 10 kN. The beam must be situated horizontally above the user. At the ends of the beam must be installed special protections (stoppers) which make falling down the trolley from the beam impossible.

Attention: It is strictly forbidden to use the beam clamp on vertical or skew anchor beam. Before use the beam stability of fastening and strength must be checked and approved by a professional engineer.

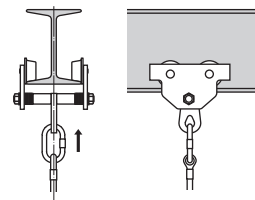
- To install the trolley on the beam adjust the trolley range to W-dimension. Adjust the range with adjusting collars. Put on the safety trolley on the beam. Check stability of the connection. Make sure there is no possibility of self acting disconnection the trolley from the beam.



- Make sure the anchorage hook is in the center of the two side plates. Completely tighten the nylon nut or protect the nut with the cotter pin.



- Attach fall arrest device using certified connector in accordance EN 362.

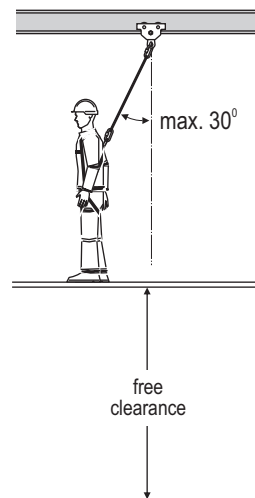


- Connect fall arrest device must to the dorsal or the frontal attachment point of the certified full body harness in accordance with EN 361. Attachment points of the harness intended must be marked with letter "A".

- To avoid a danger of collision of falling worker with any object or a ground there must be a free clearance below the working level. The minimal distance of the free clearance must be conformable with instructions of fall arrest system which is used with the clamp.

- Fall arrest system should be tensioned during the work to eliminate the slack of it and to reduce the distance of a free fall.

- The admissible deflection of the fall arrest device from a vertical line is 30°.



## FUNDAMENTAL RULES FOR USING PERSONAL PROTECTIVE EQUIPMENT

- personal protective equipment should be used only by people trained in operating it.
- personal protective equipment cannot be used by people whose health condition may influence their safety during everyday use or emergency procedures.
- there must be a rescue operation plan which can be used whenever needed.
- it is forbidden to perform any modifications of the equipment without the written consent of the manufacturer.
- any repairs of the equipment may be performed only by its manufacturer or an authorised representative of the manufacturer.
- personal protective equipment must be used in conformity with its operational purpose.
- personal protective equipment is considered personal equipment and should be used by a single person only.
- make sure that all elements of the equipment that constitute the fall prevention system are properly mated prior to use. Perform periodical inspections of connections and mating of equipment in order to avoid unintentional loosening or disconnecting.
- it is forbidden to use protective equipment if one of its elements is hampered by another during operation.
- all parts of the fall prevention equipment must be in accordance with appropriate regulations and equipment operational instructions and binding standards:
  - EN 361 for full body harnesses
  - EN 353-1, EN 353-2, EN 354, EN 355, EN 360, EN 362 for fall prevention systems
  - EN 795 for equipment anchor points (permanent anchor points)
  - EN 358 for work positioning systems
- carry out a careful inspection of personal protective equipment prior to each separate use in order to check its condition and operation. Inspections must be performed by the user.
- such inspections should check all equipment elements with particular attention paid to: any defects, excessive wear, corrosion, points of tearing, cuts and improper operation. Particular attention must also be paid to each individual device:
  - full body harnesses and work positioning belts: buckles, adjustment elements, fastening points (snap hooks), slings, seams, loops;
  - energy absorbers: hitch loops, slings, seams, body and connectors;
  - lanyards and textile guides: lanyards, thimbles, connectors, adjustment elements, plaits;
  - lanyards and steel guides: lanyards, wires, clamps, loops, thimbles, connectors, adjustment elements;
  - retractable type fall arresters: lanyards or slings, correct operation of winding mechanism and locking mechanism, body, shock-absorber, connectors;
  - guided type fall arresters: device body and its correct movement along the guide, operation of locking mechanism, rollers, bolts and rivets, connectors, safety shock-absorber;
  - connectors (snap hooks): load-bearing body, riveting, main catch, operation of locking mechanism.
- personal protective equipment must be withdrawn from use and undergo a complete periodical inspection at least once a year (after 12 months of use). Periodical inspection must be carried out by a qualified person responsible for periodical inspections of safety equipment in a given place of work. Periodical inspections must be also carried out by the equipment manufacturer or an authorised representative of the manufacturer. Such an inspection should check all equipment elements with particular attention paid to: any defects, excessive wear, corrosion, points of tearing, cuts and improper operation (see the previous point).
- If protective equipment has a complex structure, for example retractable type fall arresters, periodical inspections should be carried out only by the equipment manufacturer or its authorised representative. The date of the subsequent inspection shall be specified after the periodical inspection has been completed.
- regular periodical inspections are essential in terms of equipment condition and safety of users only fully operational equipment is able to provide safety.
- make sure that all labels on protective equipment (elements of this equipment) are legible while performing a periodical inspection.
- all information concerning protective equipment (name, serial number, date of purchase and date of first operation, user name, information concerning repairs and inspections and withdrawal from use) must be included in the Operation Sheet for a particular device. The factory where equipment is stored is responsible for making entries in the Operation Sheet. The Sheet should be completed by the person responsible for safety equipment in a given place of work. Equipment without a properly completed Operation Sheet cannot be used.
- if equipment is exported to other countries, the provider must equip it with operational and maintenance instructions as well as information concerning periodical inspections and repairs in the language of the country where the equipment is going to be used.
- personal protective equipment must be immediately withdrawn from use if there are any doubts concerning its condition or operational correctness. Equipment can be reused after it has undergone a complete inspection carried out by the manufacturer and written authorisation for reuse has been issued.
- if personal protective equipment was used to prevent a fall, it must be withdrawn from use and physically destroyed.
- a full body harness in accordance with EN 361 is the only accepted device for keeping a body in the personal protective equipment against falls from a height.
- fall arresting systems can be connected only to full body harness fastening points (buckles, loops) marked with the capital letter "A".
- anchoring points (equipment) of fall preventive systems should have stable structure and their position should reduce the possibility of falling and minimise the range of a free fall. The equipment anchoring point should be located above the users work position. The shape and structure of the equipment anchoring point must provide a durable connection and prevent any random disconnection. It is recommended to use certified and marked equipment anchoring points in accordance with EN 795.
- it is required to inspect the free space under the work-place on which individual fall preventive equipment is going to be used in order to eliminate the possibility of hitting any objects or lower planes while stopping a fall. The amount of free space under the work-place is specified in the operational instructions of the protective equipment to be used.