


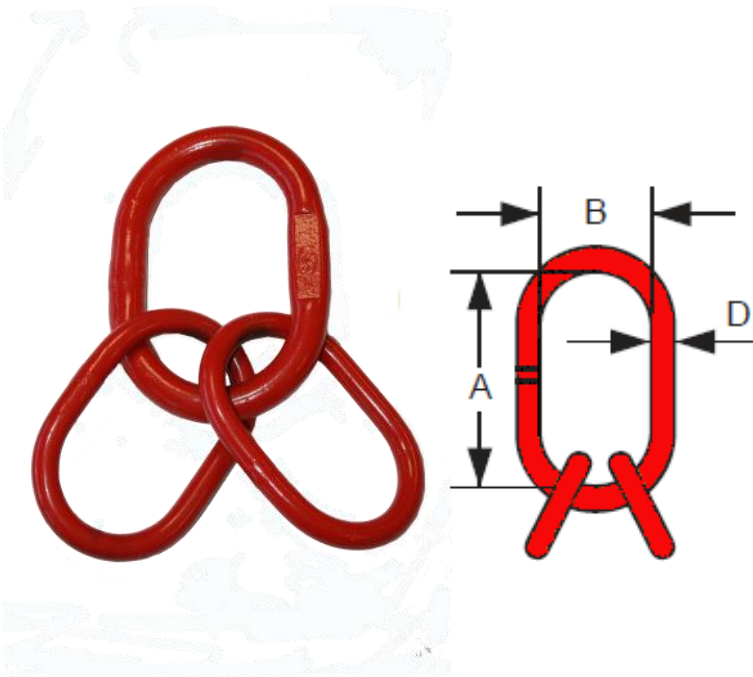
## Grade 80 Components

### G80 Cartec Master ring



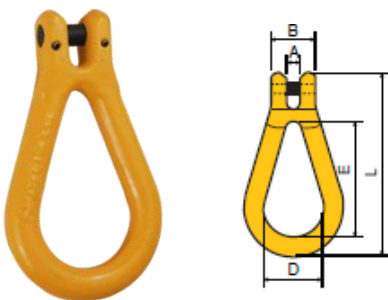
Product Code	Chain Dia (∅)mm		WLL (kg)	Dimensions (mm)			NW Kg
	⊥	∧		A	B	D	
CN0807	8	7	2700	120	70	14	0.44
CN1008	10	8	3500	140	80	16	0.67
CN1310	13	10	5500	160	95	20	1.20
CN1613	16	13	9400	190	110	27	2.65
CN2016	20	16	14200	230	130	33	4.80
CN2220	26	20	22300	275	150	38	7.50

### G80 Cartec Master ring 3-4 Leg



Product Code	Chain Dia (∅) mm	WLL (kg)	Dimensions (mm)			NW Kg
	∧		A	B	D	
CNC07	7	5500	160	95	20	2.90
CNC08	8	6650	160	110	23	3.10
CNC10	10	9400	190	110	27	5.00
CNC13	13	14200	230	130	33	10.00
CNC16	16	22300	275	150	38	17.00
CNC20	20	33500	340	180	45	27.80

### G80 Clevis Reeving Link



Product code	Size (mm)	WLL (Tonne)	A (mm)	B (mm)	D (mm)	E (mm)	L (mm)	N.W. Kg
G8-EGG-7-25311	7/8-8	2	10	32.8	45	87	139	0.53
G8-EGG-10-25311	10-8	3.15	12	42	60	108	174	0.74
G8-EGG-13-25311	13-8	5.3	16.5	55.5	66.5	137.5	228	1.76
G8-EGG-16-25311	16-8	8	19	68	72	165	264	2.8