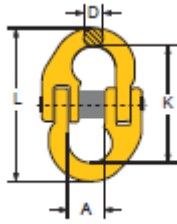


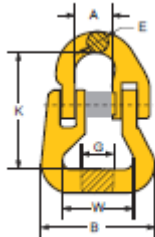
Grade 80 Components

G80 Connecting Link



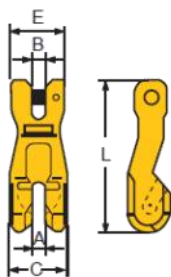
Product code	Size (mm)	WLL (Tonne)	A (mm)	L (mm)	K (mm)	D (mm)	N.W. Kg
CC6	6-8	1.12	16.2	58	42	7	0.08
CC7	7/8-8	2	20.5	79.5	58	8.5	0.145
CC10	10-8	3.15	28	93	68	10.8	0.30
CC13	13-8	5.3	30	117	90	15	0.70
CC16	16-8	8	36.3	93	148	19.8	1.10
CC20	18/20-8	12.5	44	117	169.5	24	1.84

G80 Web Sling Connector



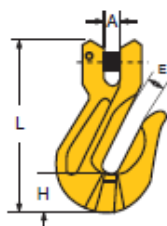
Product code	Size (mm)	WLL (Tonne)	A (mm)	B (mm)	K (mm)	W (mm)	G (mm)	E (mm)	N.W. Kg
WSC6	6-8	1.12	15	60	56	40	18	7	0.2
WSC7	7/8-8	2	20	61.50	63.7	40	24	9.5	0.3
WSC10	10-8	3.15	24	66	83	39	30.5	11	0.68
WSC13	13-8	5.3	28	88	93.7	55	36.8	16.5	1.47
WSC16	16-8	8	34.5	108	120	65.5	45.2	19.8	2.3
WSC20	20-8	12.5	41	129	138	80	51.8	23	3.3

G80 Shortening Clutch



Product code	Size (mm)	WLL (Tonne)	A (mm)	B (mm)	C (mm)	E (mm)	L (mm)	N.W. Kg
CSC6	6-8	1.12	7.5	7.5	33	26	73.5	0.17
CSC7	7/8-8	2	9.5	9.5	45	36	101	0.41
CSC10	10-8	3.15	13	13	55	48	138	0.97
CSC13	13-8	5.3	18	16	75	59	177	2.01
CSC16	16-8	8	21	21	93	73	220	3.32
CSC20	20-8	12.5	22	22	99	78	238	6.2

G80 Clevis Grab Hook With Chain Support



Product code	Size (mm)	WLL (Tonne)	E (mm)	A (mm)	H (mm)	L (mm)	N.W. Kg
CGH6	6-8	1.12	8	8	16	75	0.25
CGH7	7/8-8	2	10.8	9.5	21.6	90	0.32
CGH10	10-8	3.15	13.5	12.5	30	126	0.73
CGH13	13-8	5.3	16.5	15	42.5	163	1.6